

MATOR Eco Rolling towers

2023



- Lightweight made of aluminium
- Forward running construction
- Can be installed by just one person up to a working height of 6m
- Plug-in system: mountable without any tools
- Closed work surface thanks to platforms with hatch
- Lightweight plywood deck



MATO R Eco Rolling towers

The most economical rolling tower by Tobler Group.




Example MATO R Eco aluminum rolling tower 75 × 250 cm Access height 4,5 m

- With MATOPro anti-fall protection
- For further informationen see catalogue
MATOPro anti-fall protection

MATO R Eco Rolling towers

The most economical rolling tower by Tobler Group.



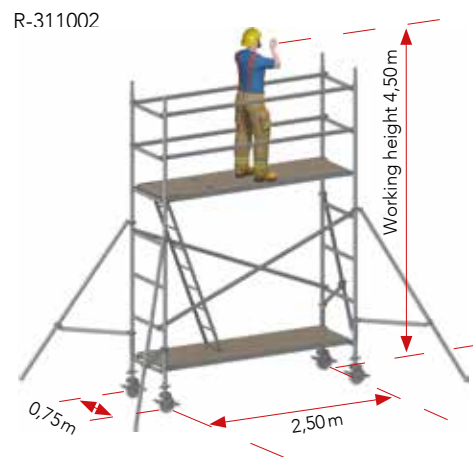
Example MATO R Eco aluminum rolling tower 150 × 250 cm Access height 6,5 m

- With MATOPro anti-fall protection
- For further informationen see catalogue
MATOPro anti-fall protection

MATO R Eco Rolling towers

75 cm × 250 cm.

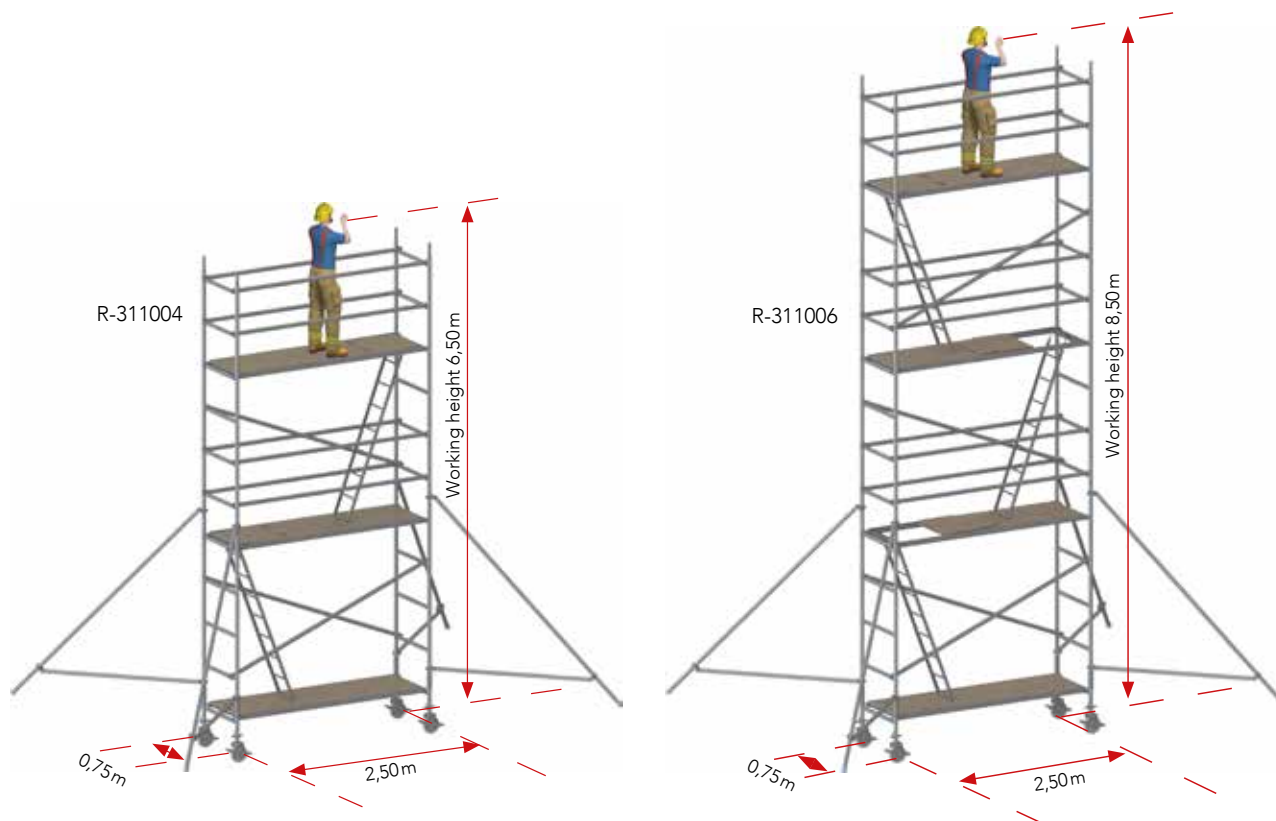

Aluminum rolling tower 75 × 250 cm



Article no.	Elevation up to Working height	R-311002
R-525020	Castor ø 20cm with spindle and brake	4 Pcs.
R-323075	Base frame 75cm	2 Pcs.
R-324100	Ladder frame Alu 75x100cm	2 Pcs.
R-324200	Ladder frame Alu 75x200cm	2 Pcs.
R-153250	Brace Alu horizontal 250cm	4 Pcs.
R-355250	Brace Alu diagonal 100x250cm	2 Pcs.
R-368210	Triangular stabiliser small	4 Pcs.
R-320250	Aluminum plywood deck 68x250cm	1 Pcs.
R-321250	Aluminum plywood deck 68x250cm with hatch	1 Pcs.
R-318201	Hook-in ladder	1 Pcs.
R-169012	Clip	4 Pcs.
R-350250	Toe board plywood 75x250cm	1 Pcs.

MATO R Eco Rolling towers

75 cm × 250 cm.



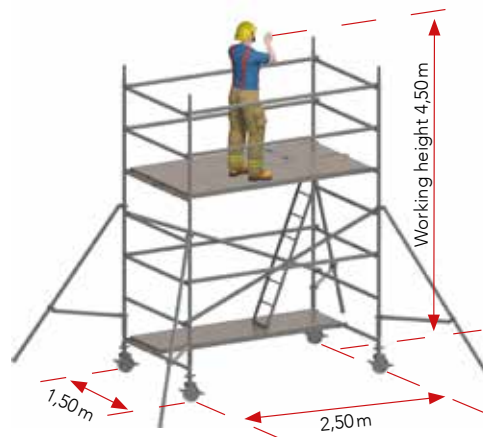
Article no.		R-311004	R-311006
	Elevation up to Working height	450 cm 650 cm	650 cm 850 cm
R-525020	Castor ø 20 cm with spindle and brake	4 Pcs.	4 Pcs.
R-323075	Base frame 75 cm	2 Pcs.	2 Pcs.
R-324100	Ladder frame Alu 75x100 cm	2 Pcs.	2 Pcs.
R-324200	Ladder frame Alu 75x200 cm	4 Pcs.	6 Pcs.
R-153250	Brace Alu horizontal 250 cm	8 Pcs.	12 Pcs.
R-355250	Brace Alu diagonal 100x250 cm	3 Pcs.	4 Pcs.
R-368310	Triangular stabiliser large	4 Pcs.	4 Pcs.
R-320250	Aluminum plywood deck 68x250 cm	1 Pcs.	1 Pcs.
R-321250	Aluminum plywood deck 68x250 cm with hatch	2 Pcs.	3 Pcs.
R-318201	Hook-in ladder	2 Pcs.	3 Pcs.
R-169012	Clip	8 Pcs.	12 Pcs.
R-350250	Toe board plywood 75x250 cm	1 Pcs.	1 Pcs.

MATO R Eco Rolling towers

150 cm × 250 cm.

Aluminum rolling tower 150 × 250 cm

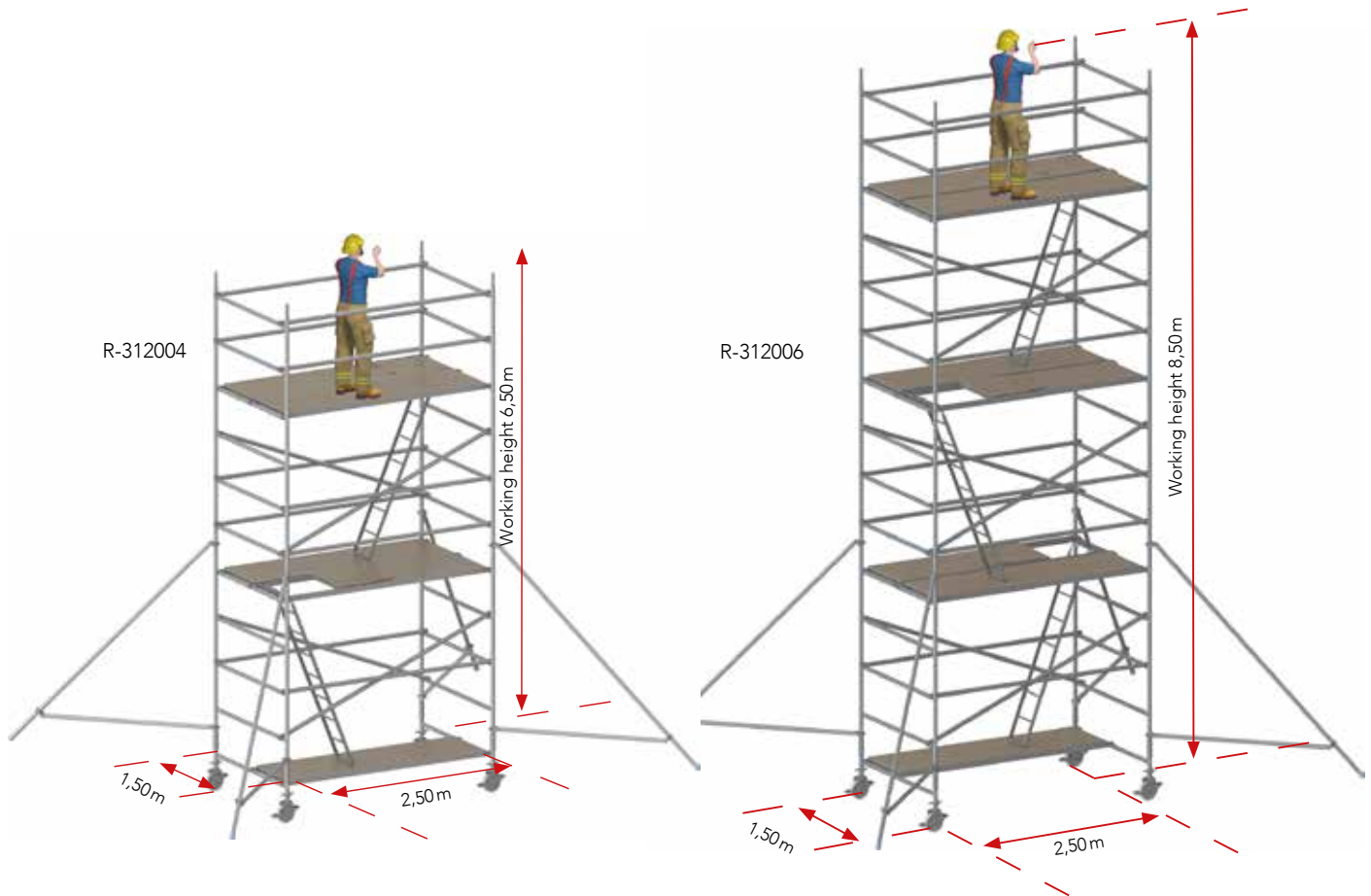

R-312002



Article no.		R-312002
	Elevation up to Working height	250 cm 450 cm
R-525020	Castor ø 20 cm with spindle and brake	4 Pcs.
R-333150	Base frame 150 cm	2 Pcs.
R-334100	Ladder frame Alu 150x100 cm	2 Pcs.
R-334200	Ladder frame Alu 150x200 cm	2 Pcs.
R-153250	Brace Alu horizontal 250 cm	6 Pcs.
R-355250	Brace Alu diagonal 100x250 cm	2 Pcs.
R-368210	Triangular stabiliser small	4 Pcs.
R-320250	Aluminum plywood deck 68x250 cm	2 Pcs.
R-321250	Aluminum plywood deck 68x250 cm with hatch	1 Pcs.
R-318201	Hook-in ladder	1 Pcs.
R-169012	Clip	4 Pcs.
R-351250	Toe board plywood 75x250 cm	1 Pcs.

MATO R Eco Rolling towers

150 cm × 250 cm.



Article no.		R-312004	R-312006
	Elevation up to Working height	450 cm 650 cm	650 cm 850 cm
R-525020	Castor ø 20 cm with spindle and brake	4 Pcs.	4 Pcs.
R-333150	Base frame 150 cm	2 Pcs.	2 Pcs.
R-334100	Ladder frame Alu 150x100 cm	2 Pcs.	2 Pcs.
R-334200	Ladder frame Alu 150x200 cm	4 Pcs.	6 Pcs.
R-153250	Brace Alu horizontal 250 cm	10 Pcs.	14 Pcs.
R-355250	Brace Alu diagonal 100x250 cm	4 Pcs.	6 Pcs.
R-368310	Triangular stabiliser large	4 Pcs.	4 Pcs.
R-320250	Aluminum plywood deck 68x250 cm	3 Pcs.	4 Pcs.
R-321250	Aluminum plywood deck 68x250 cm with hatch	2 Pcs.	3 Pcs.
R-318201	Hook-in ladder	2 Pcs.	3 Pcs.
R-169012	Clip	8 Pcs.	12 Pcs.
R-351250	Toe board plywood 75x250 cm	1 Pcs.	1 Pcs.

MATO R Eco Rolling towers

The frames.

Base frame Alu

- high-quality aluminum
- extremely stable execution

Article no.	Width	Height	Weight
R-323075	75 cm	40 cm	1,7 kg
R-333150	150 cm	40 cm	2,3 kg



R-323075

Ladder frame Alu

- high-quality aluminum
- extremely stable execution
- non-slip rungs

Article no.	Width	Height	Weight
R-324100	75 cm	100 cm	3,4 kg
R-324200	75 cm	200 cm	6,2 kg
R-334100	150 cm	100 cm	4,6 kg
R-334200	150 cm	200 cm	8,6 kg




R-324100



R-324200

MATO R Eco Rolling towers

The braces.



Brace Horizontal Alu

- extremely sturdy suspension hooks
- Length designation and marking in color horizontal/diagonal

Article no.	Length	Weight
R-150250	250cm	2,5 kg



Brace Diagonal Alu

- extremely sturdy suspension hooks
- Length designation and marking in color horizontal/diagonal

Article no.	Diagonal line	Length	Weight
R-355250	100x 250 cm	270 cm	2,8 kg



Castor with spindle and brake

- extremely robust
- Castor diameter 20cm
- height adjustable

Article no.	Height	Weight	Load capacity
R-525020	80 cm	8,1 kg	700kg/ Stationary 1190kg



R-525020


MATOR Eco Rolling towers

Decks and toe boards.

Aluminum – Plywood Deck

- extremely robust and non-slip
- with wind protection

Article no.	Length	Width	Weight	Load capacity
R-320250	250 cm	68 cm	15,9 kg	200 kg/m ²



- with hatch
- extremely robust and non-slip
- with wind protection

Article no.	Length	Width	Weight	Load capacity
R-321250	250 cm	68 cm	14,1 kg	200 kg/m ²



Hook-in ladder

- Steel, lightweight construction

Article no.	Type	Length	Width	Weight
R-318201	200 cm	213 cm	33 cm	9,3 kg



R-318201

Toe board

- Plywood, foldable


Article no.	Length	Width	Weight
R-350250	250 cm	75 cm	4,5 kg
R-351250	250 cm	150 cm	5,3 kg



R-351250

MATO R Eco Rolling towers

Cantilevers and brackets.



Triangular stabiliser

- short
- adjustable
- ensures a high level of safety

Article no.	Length	Weight
R-368210	230cm	4,5kg



R-368210

- large
- adjustable
- ensures a high level of safety

Article no.	Length	Weight
R-368310	315cm	6,0kg



R-368310

Clip

- Sheet steel
- connects the frames

Article no.	Weight
R-169012	0,04kg



R-169012

MATOR Rolling towers

Further alternatives from our range.

MATOR Pro




MATOR Profi



Tobler Mission statement

Efficiency. Flexibility. Safety.



Mission statement

Together we implement solutions that are centred around the customer and their success.

We support you as a reliable partner for all matters relating to scaffolding and formwork assembly, and develop customer-specific solutions – from planning through engineering to production.

As an innovative full-service provider, we think ahead. We carry our philosophy of efficient, flexible and safe construction further into the industry.

With our products you can rely on excellent functionality and the highest production quality.












Swiss Engineering.
Swiss Technology.




MATO Scaffoldings

Efficiency. Flexibility. Safety.

<p>Facade scaffoldings</p>	<p>MATO 1 MATO 2</p>	<p>MATO 53 CK compatible with your existing scaffolding MATO 54 Lay MATO 62 Ple MATO 65 Hün</p>	
<p>All-in-one scaffolding system</p>	<p>MATO 3 MATO 8</p>	<p>MATO Connect Road Bridge MATO Connect Bridge Beam</p>	
<p>Roof systems</p>	<p>MATO Pro</p>	<p>MATO Pro Anti-fall protection MATO Pro Temporary roof systems MATO Pro Walkway roofing</p>	
<p>Mobile scaffoldings</p>	<p>MATO R</p>	<p>MATO R Profi MATO R Pro MATO R Eco MATO R One man tower</p>	
<p>Work scaffolding on construction sites</p>	<p>MATO T</p>	<p>MATO T Stair towers MATO T Cable bridges MATO T Ramps for site access MATO T Scaffoldings for Concreting and Reinforcement</p>	
<p>Events</p>	<p>MATO E</p>	<p>MATO E Stages & Tribunes MATO E Event-Service/Support MATO E R & D</p>	
<p>Accessories</p>	<p>MATO Z</p>	<p>MATO Z Scaffolding accessories MATO S Safety accessories MATO B Construction devices Tobler Logistics</p>	
<p>Storage solutions</p>	<p>Tobler Storage</p>	<p>Tobler Cantilever Shelving Tobler Pallet Shelving Tobler Floor Special Shelving Tobler Box Lattice and steel boxes Tobler Rack Pallets and Racks</p>	
<p>Services</p>	<p>Tobler Services</p>	<p>R & D / Static calculations / CAD / Trainings / Customer solutions / Customized Solutions / Finance and Consulting Second hand / Trade-in old for new</p>	

Tobler Formwork

Enjoying industrialized construction.



<p>Wall formwork</p>	<p>Tobler Wall</p>	<p>Tobler Top Tobler Manu Master Pro (Ringer) Master Steel/Alu (Ringer) System 2000 Steel/Alu (Ringer)</p>	
<p>Slab formwork</p>	<p>Tobler Sky</p>	<p>Tobler Deck Tobler Desk Slab Table /Kart Tobler Flex AluDEK (Ringer) DEKplus Slab Table (Ringer)</p>	
<p>Individual formwork</p>	<p>Tobler I</p>	<p>Tobler Rex Girder wall formwork Tobler Varia Circular formwork Tobler Project Special formwork</p>	
<p>Shoring systems</p>	<p>Tobler H</p>	<p>Tobler Tower Heavy-Duty Props Tobler T22 Load-bearing system</p>	
<p>Work scaffolding on construction sites</p>	<p>MATO T</p>	<p>MATO T Reinforcement scaffolding MATO T Ramps for site access, MATO T Towers / Cable bridges MATO R Pro /Eco MATO R One Man Tower</p>	
<p>Engineering</p>	<p>Tobler Kit</p>	<p>MATO 3 MATO 8 MATO Connect Road Bridge MATO Connect Bridge Beam</p>	
<p>Accessories</p>	<p>Tobler Accessories</p>	<p>Tobler Formwork accessories Tobler Construction devices Tobler Logistics Tobler Storage solutions</p>	
<p>Services</p>	<p>Tobler Services</p>	<p>Tobler Rent Tobler ForU Tobler Care Tobler Revalued</p>	
<p>Digital services</p>	<p>my Tobler</p>	<p>Tobler Formwork planner Tobler Engineering</p>	



At home in Switzerland – anchored in Europe


We are developing the internationalisation of our product range.



**Order
& advice**
sales@tobler-ag.com
+41 71 886 06 37

Copyright 2023 Tobler AG / 02.2026



With MATOR Eco we have developed a rolling scaffolding that is particularly inexpensive and has few, but robust components. It is available in two widths and enables working heights from 4,50 to 8,50m. 



Martin Tobler
CEO

